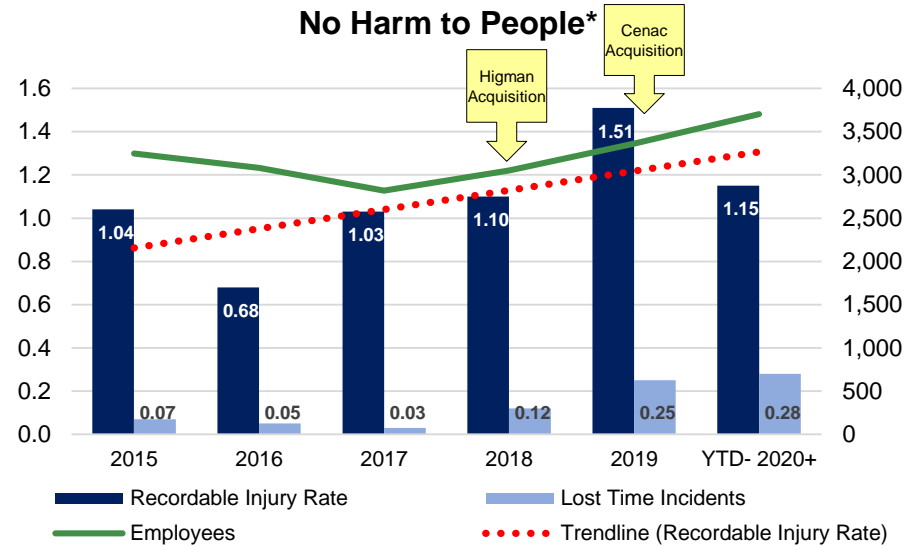


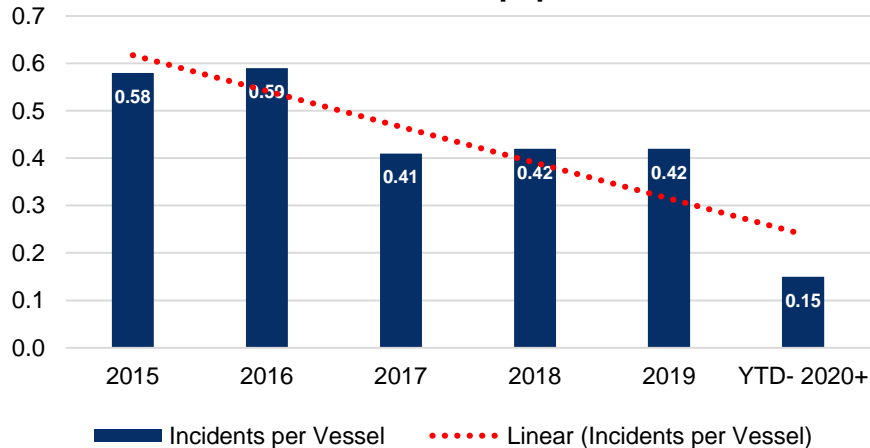
# Marine Transportation Safety Highlights

- 2018 / 2019 increases in Harm to People impacted by acquisitions and time required to implement Kirby's safety culture
  - Excluding acquisitions 2018 recordable injury rate was 1.02
  - Excluding acquisitions 2019 recordable injury rate was 1.20
- 2019 Safe Watches – 99.95%
- More than 1,000 inland liquid barges cleaned without an injury or a spill
- Nearly 4,300 supervisor vessel visits and 500 senior management vessel visits during 2019
- Cleaned 300 pressure barges without a vapor release
- Treated successfully 2.2 million gallons of waste water
- 83 million gallons of fuel loaded onto Kirby boats and barges without a spill

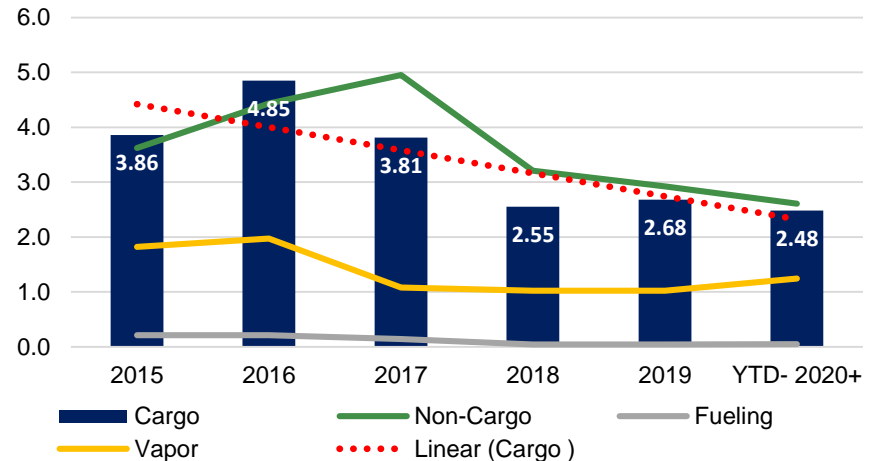
## No Harm to People\*



## No Harm to Equipment\*\*



## No Harm to the Environment\*\*\*



\* Recordable injury and lost time rates per 200,000 hours worked  
 \*\* Incidents per vessel = total incidents / average number of active vessels per day  
 \*\*\* Incident rates per 1,000 transfers including spills to the deck and water  
 + Year to date through May 2020

